

2018 KCCS

Blepharoplasty

Special Expert Course

Greetings

Dear Colleagues!

As a surgeon, it is a blessing to have the skills to make patients' dream come true. However, surgeons' skills are not always perfect when they do not have proper understanding of the ocular anatomy or full information of their patients. It is therefore important for aesthetic surgeons to have good clinical experiences.

KCCS has been very active in providing quality education on Korean cosmetic surgery since the society was founded. Following enthusiastic participation of doctors in last year's workshop, we have decided to hold Special Expert courses(Blepharoplasty) in Seoul and Busan in May and October this year.

This workshop allows KCCS members to obtain essential clinical experience and answers to questions every cosmetic surgeon might have. For each week, Teaching Fellows will perform live surgeries and conduct lectures to share their precious knowledge with attendees.

Live surgery demonstration provides the chance for participants to take part in practical use of the blepharoplasty knowledge they have gained during the lectures. This workshop will be an informative workshop focused on the crucial knowledge on blepharoplasty.

We look forward to seeing you in Seoul and Busan!

Date: October 22nd ~ October 27th

Introduction of Course

- (1) Level: Advanced
- (2) Course: Eyelid surgery course
- (3) Course fee: USD 5,500
- (4) Language: English
- (5) Venue: Cities in South Korea
- (6) Minimum applicants: 10 Doctors
- (7) Period of education: 6 Days
- (8) Dates for accepting applications: Course fee must be accepted by Oct 8th, 2018
- (9) KCCS International Membership: Before joining Special Expert Course, all applicants must apply for International Membership first (Application fee: USD 660).

Course Schedule

** ALL Programs are subject to change*




Date	Faculty	Period (Days)	Venue
Oct 22 nd ~24 th	Kyoung-Jin KANG	3	Busan
Oct 27 th	Juwan PARK	1	Seoul
Oct 25 th ~26 th	Woong-Chul CHOI	2	Seoul

Registration

Kindly please contact us for the registration forms and submit the following documents to KCCS:

- (1) KCCS International Membership application form
- (2) 2017 KCCS Blepharoplasty Special Expert Course registration form
- (3) A Curriculum Vitae in one's own handwriting which has a photograph
- (4) A copy of medical license (a medical specialist must submit a copy of a specialist license additionally).

KCCS Teaching Fellows

Teaching Fellows	Name and Educational Sectors
	Kyoung-Jin(Safi) Kang, MD, PhD & FKCCS 🇰🇷 Cosmetic Surgeon and Anatomist Facial lipoplasty and Blepharoplasty
	Woong-Chul Choi, MD, PhD & FKCCS 🇰🇷 Oculoplastic Surgeon(Ophthalmologist) Blepharoplasty
	Juwan Park, MD, PhD & FKCCS 🇰🇷 Oculoplastic Surgeon(Ophthalmologist) Blepharoplasty

KCCS Teaching Fellows

Teaching Fellows	Name and Educational Sectors
	Kyoung-Jin(Safi) Kang, MD, PhD & FKCCS 🇰🇷 1st day(Oct 22, Mon) Anti-aging Blepharoplasty in old person 1) Upper blepharoplasty with correction of anatomical defects including ptosis 2) Lower blepharoplasty with fat preservation, tightening of orbital septum, and preventive lateral canthopexy 2nd day(Oct 23, Thu) Functional blepharoplasty 1) Upper blepharoplasty with medial canthoplasty and lateral canthopexy for convenient and easy opening and opening of eyelid 2) Lower blepharoplasty with lateral retinacular canthopexy for convenient and easy closing of eyelid lid 3rd day(Oct 24, Wed) Volumetric Blepharoplasty for ideal contour of eyelid. 1) Combination of conventional upper blepharoptosis correction surgery and volume restoration using fat and filler for correction of sunken eye 2) Combination of conventional lower blepharoplasty with SOOF lifting and volume restoration with filler and fat for correction of tear trough deformity
	Woong-Chul Choi, MD, PhD & FKCCS 🇰🇷 1st day (Oct 25: Thurs) 14:00 – 18:00 lecture 2nd day (Oct 26: Fri) 10:00 – 10:30 live surgery case 1 (simple upper : stitches method or partial incision) 10:30 – 11:30 live surgery case 2(mini incisional upper blepharoplasty with selective levator advancement) 11:30 – 12:30 live surgery case 3 (upper bleph + med.epicanthoplasty) 12:30 - 14:00 lunch and discussion 14:00 – 15:00 live surgery case 3 (lower bleph: TC fat removal and skin pinch)

	<p>15:00 – 16:00 revision upper bleph 16:00 – 17:30 lower bleph(fat reposition)</p> <p>Lecture contents</p> <p>What are important anatomical structures for upper bleph & ptosis surgery in Asian? Ptosis evaluation and correction(levator advancement and levator resection) When is optimal timing for revision upper bleph or ptosis correction? Adjunctive Botox therapy after upper bleph or ptosis surgery Prevention and management of complications after upper bleph or ptosis tips of ptosis correction (from mild one to severe) revision upper blepharoplasty (when, how to fix it?) What are important anatomical structures for lower bleph? Surgical techniques to prevent postop lower lid ectropion and retraction. TC approach vs skin approach Fat reposition technique for lower bleph Lower lid horizontal tightening procedures</p>
	<p>Juwan Park, MD, PhD & FKCCS 1st day (Oct 27: Sat)</p> <p>1). Live surgery</p> <ul style="list-style-type: none"> - Upper blepharoplasty; suture technique/excision technique - Upper blepharoptosis correction; anterior approach technique/posterior approach technique/small incision minimal dissection technique - Medial epicanthoplasty; Hiraga/skin redraping/Z plasty - Lower blepharoplasty; dual approach technique - Lower lid malposition correction; epiblepharon/entropion/ectropion/retraction <p>2) Lecture</p> <ul style="list-style-type: none"> - Differential diagnosis of blepharoptosis - 10 minute ptosis surgery - How to avoid unwanted higher lid crease and lower the higher lid crease - Lateal canthopexy and canthoplasty to minimize or correct lower lid malposition